

# How to check in for your video visit

1 Use a computer or device with camera/microphone



PC and Mac  
Chrome | Firefox | Safari




Android  
Chrome



iOS  
Safari

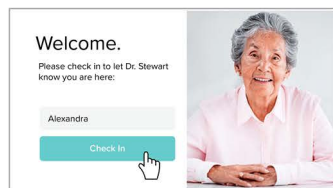
2 Enter your clinician's doxy.me web address into the browser



3 Allow your browser to use your webcam and microphone




4 Type in your name and click check in



- ✓ Secure
- ✓ No software to download
- ✓ HIPAA compliant
- ✓ No registration needed

5 Your care provider will start your visit

## Call Tips

- Make sure you have a good internet connection
- Restart your device before the visit
- Test your camera and mic from the waiting room
- Need help? Send us a message  <https://doxy.me>